

## Developing Language Skills – verb bingo

The verbs in this game are everyday ones that children are usually familiar with. This game will help to reinforce the verbs into the child's language system; the more times a child hears a word the more familiar it will become to them.

Instructions for playing verb bingo:

- This game can be played with an adult and up to three children or it can be played with just one child.
- Cut out the verb bingo cards and give one to each child who is playing.
- Give each child some counters so that they can put a counter on each verb picture.
- You will need to use the master sheet as this has all of the verbs on it that you will need to call out. When you say the verb on the master sheet, you can either say the verb or you can act it out.
- Children should either call out the name of the verb or alert you in some other way that they have that verb on their card. You can then reinforce the meaning of that verb by saying it and doing the action.
- When a child has filled up their card, they should shout 'BINGO!'.

## Master Sheet of Verbs for Verb Bingo

Eating

Sitting

Sleeping

Drinking

Washing

Cooking

Walking

Running

Talking

Playing

Swimming

Reading

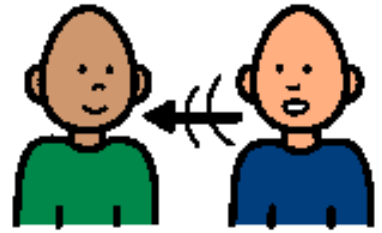
eating



drinking



talking



playing



walking



running



swimming




washing



cooking




playing




walking



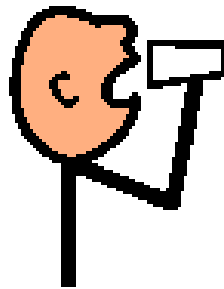
swimming




sleeping



drinking




cooking



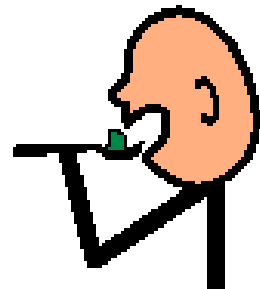
running




sitting




eating




walking




reading



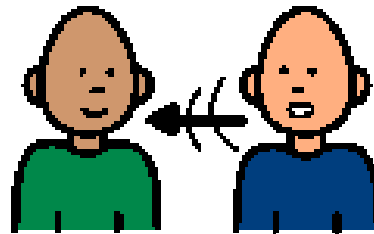
playing




swimming




talking




sleeping



sitting



drinking



washing

