

## Colourful Semantics – The very hungry caterpillar

*To complete this colourful semantics activity, you will need to read 'The very hungry caterpillar' with your child. If you do not have the book, you can listen to the story on the internet. You will then be able to help your child to make sentences about what the caterpillar ate on different days of the week.*

### Suggested sentences

The caterpillar eats through one apple on Monday

The caterpillar eats through two pears on Tuesday

The caterpillar eats through three plums on Wednesday

The caterpillar eats through four strawberries on  
Thursday

The caterpillar eats through five oranges on Friday

The caterpillar eats through one piece of cake on  
Saturday

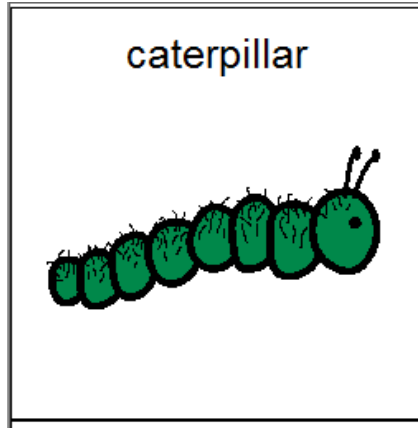
The caterpillar eats through one pickle on Saturday

The caterpillar eats through one sausage on Saturday

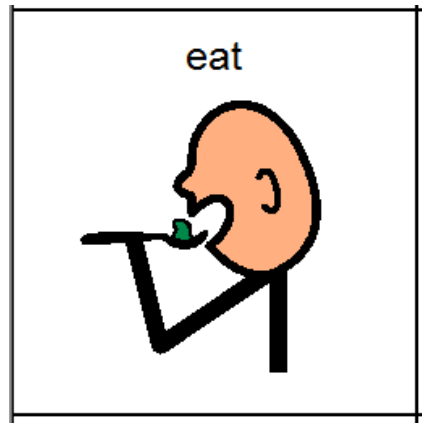
The caterpillar eats through one slice of watermelon on  
Saturday

The caterpillar eats through one green leaf on Sunday









Print on orange - who









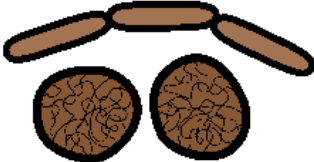
Print on yellow – what doing



Print on green paper – what

one apple 	two pears 	three plums 	four strawberries 
five oranges 	one piece of cake 	one piece of ice cream cone 	one pickle 

one cupcake 	one slice of watermelon 	one green leaf 
--	--	--

one slice of salami 	one lollipop 	one slice of cherry pie 	one sausage 
--	---	---	--

Print on [blue paper](#) – where

<div>Monday</div> <div>Su <b>M</b> T W</div> <div>Th F S</div>	<div>Tuesday</div> <div>Su M <b>T</b> W</div> <div>Th F S</div>	<div>Wednesday</div> <div>Su M T <b>W</b></div> <div>Th F S</div>	<div>Thursday</div> <div>Su M T W</div> <div><b>Th</b> F S</div>
<div>Friday</div> <div>Su M T W</div> <div>Th <b>F</b> S</div>	<div>Saturday</div> <div>Su M T W</div> <div>Th F <b>S</b></div>	<div>Sunday</div> <div><b>Su</b> M T W</div> <div>Th F S</div>	